

Excellent transiting heat from LED chip operating under 400 mA.
High luminous output.
No UV.
Encapsulated materials are environmentally certified and meet environmental requirements.

GaN

white(W)

Auxiliary lighting

GaN

Warm white(S)

Architectural lighting

General Lighting



Forward Current	IF	W S	400 400	mA
Reverse Voltage	VR		Not designed for reverse operation	V
Power Dissipation	P _{6dd}			

1.Specifications are subject to change without notice.

2.The data on this specification is for reference only and the actual data is in accordance with the acknowledgment.

3.Precautions for ESD:

STATIC SHIELD Electricity and surge damages the LED. It is recommended to use a wrist band or anti-electrostatic glove when handling the LED. All devices, equipment and machinery must be properly grounded.

Luminous Flux	v	W	140	180	210	lm
		S	110	150	165	
Correlated Colour Temperature	CCT	W	5600	5870	6900	K
		S	2620	2840	3000	
Color Rendering Index	Ra	W	90	92.5	—	—
		S	90	92.5	—	
Forward Voltage	V _f	W	5.5	5.8	6.1	V
		S	5.5	5.8	6.1	
Viewing Angle at 50° IV	2 _{1/2}	W	—	120	—	Deg
		S	—	120	—	
Reverse Current	I _R	—	—	—	—	μA
		—	—	—	—	
Thermal Resistance Junction to Case	R _{J-C}	W	—	5.0	—	K/W
		S	—	5.0	—	
Temperature Coefficient of Voltage	V _f E/T	W	—	5	—	mV/
		S	—	-3	—	

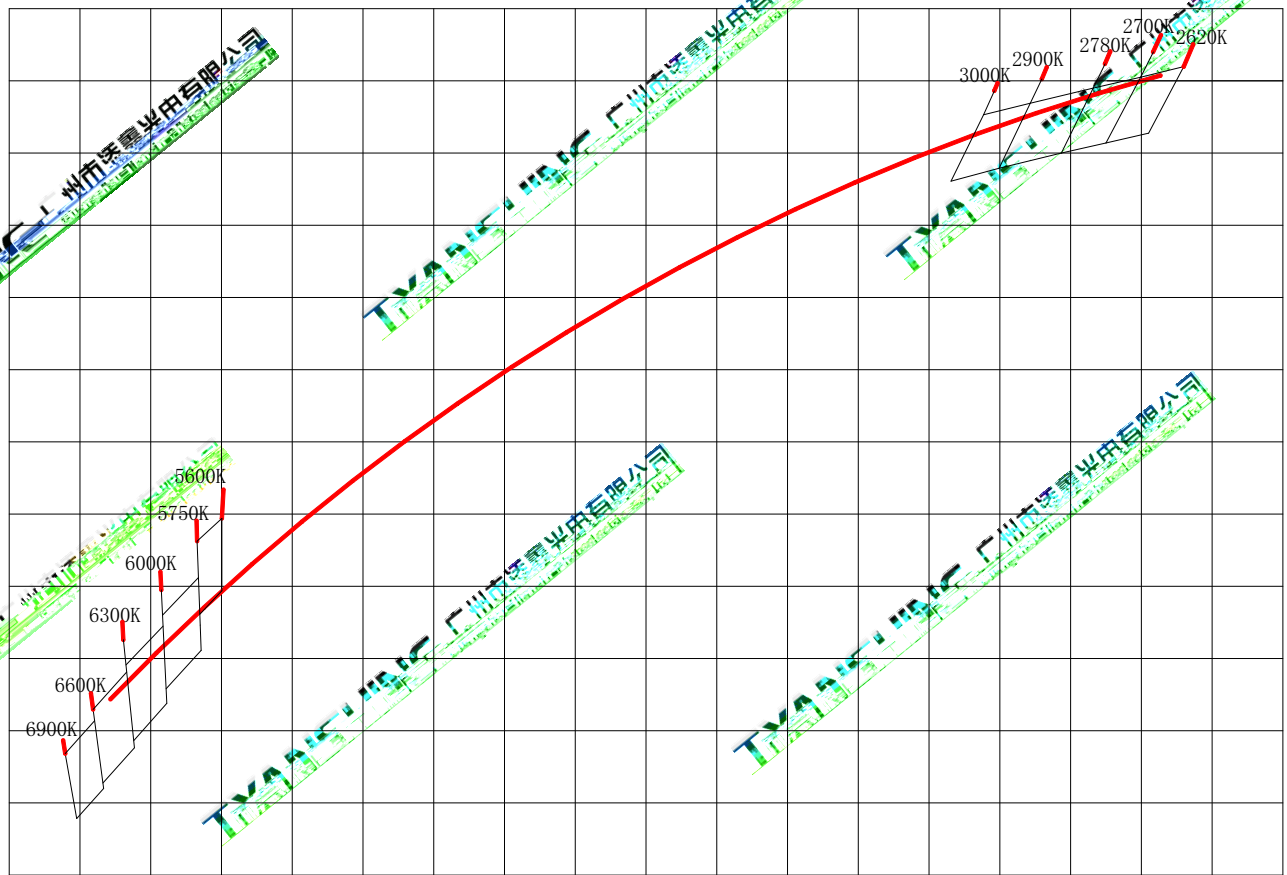
1.Luminous intensity is measured with a light sensor and filter combination that approximates the CIE eye-response curve.

2. $1/2$ is the off-axis angle at which the luminous intensity is half the axial luminous intensity.

3.Luminous flux measurement tolerance:±10%.

4.Forward voltage measurement tolerance:±10%V.

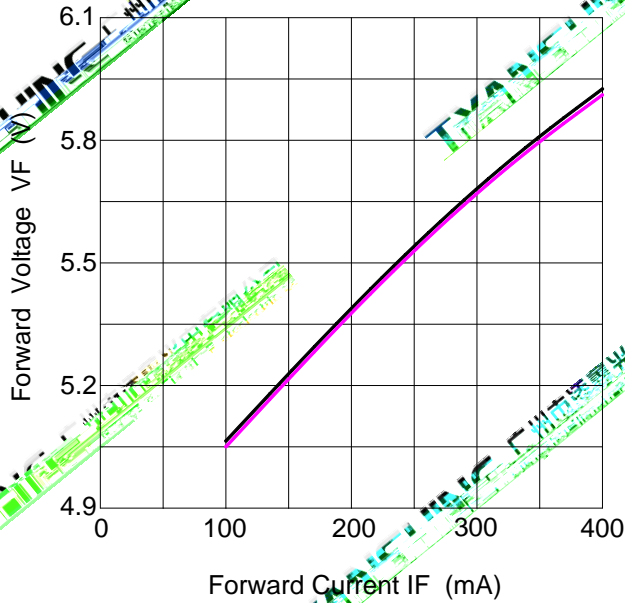
5.Ra measurement tolerance:±2.



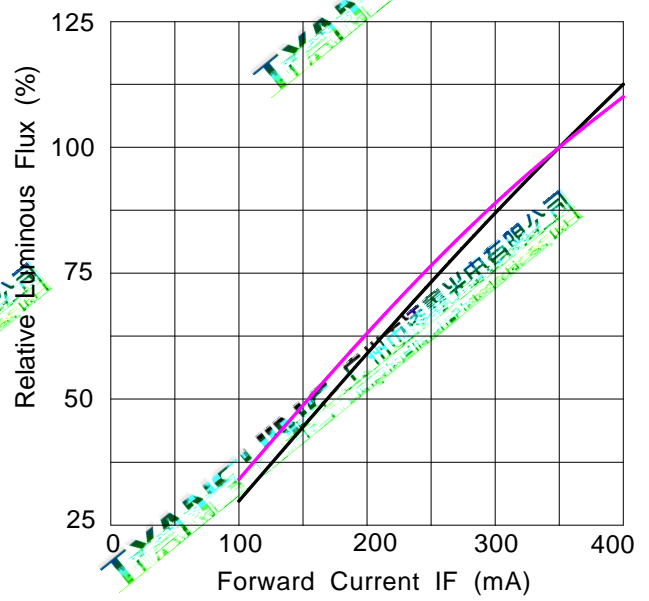
Region	CCT Range		X1	Y1	X2	Y2	X3	Y3	X4	Y4
	Min	Max								
2D	2620K	2700K	0.6832	0.4200	0.6771	0.4187	0.6820	0.4273	0.6881	0.4292
2C	2700K	2780K	0.6771	0.4187	0.6708	0.4173	0.6753	0.4263	0.6820	0.4273
2B	2780K	2900K	0.6708	0.4173	0.6620	0.4152	0.6664	0.4242	0.6753	0.4263
2A	2900K	3000K	0.6620	0.4152	0.6552	0.4134	0.6598	0.4226	0.6664	0.4242
5C	5600K	5750K	0.5522	0.3566	0.5491	0.3534	0.5487	0.3635	0.5522	0.3667
5B	5750K	6000K	0.5493	0.3484	0.5443	0.3431	0.5438	0.3533	0.5489	0.3585
6C	6000K	6300K	0.5444	0.3411	0.5397	0.3359	0.5386	0.3454	0.5439	0.3517
6B	6300K	6600K	0.5398	0.3349	0.5354	0.3300	0.5340	0.3402	0.5387	0.3454
0.6A	6600K	6900K	0.5355	0.3293	0.5317	0.3251	0.5301	0.3341	0.5342	0.3386

(25 Ambient Temperature Unless Otherwise Noted)

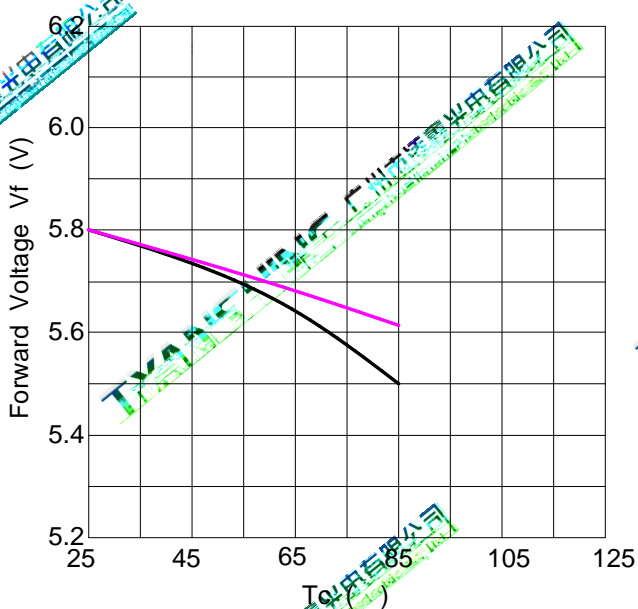
Forward Current VS. Relative Forward Voltage



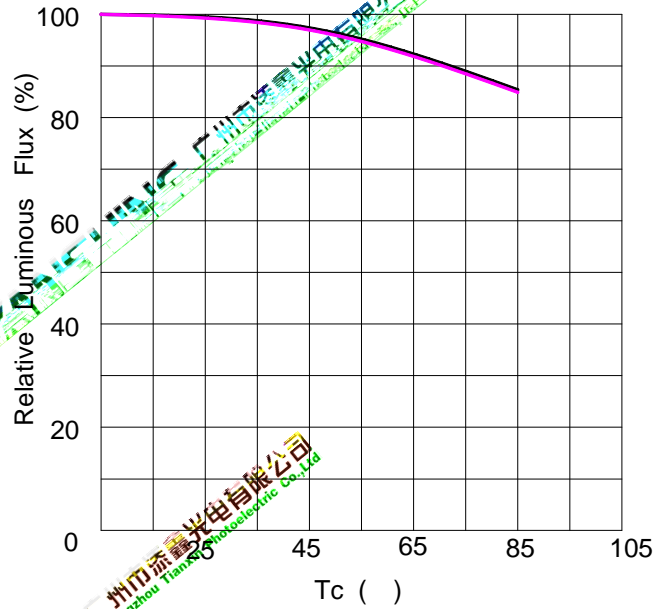
Forward Current VS. Relative Luminous Flux



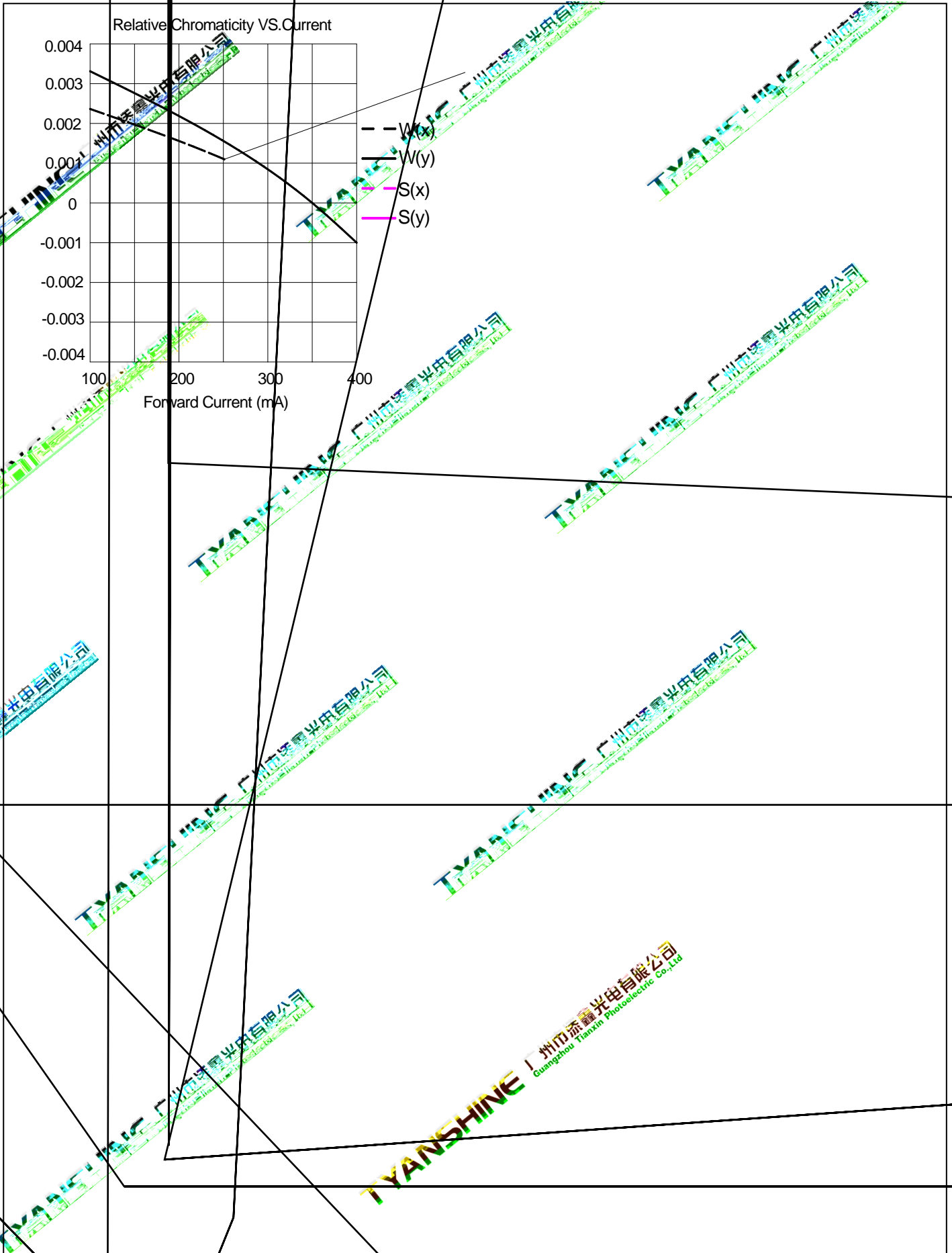
Temperature VS. Relative Luminous FLux ($I_F=0.35A$)



Temperature VS. Forward Voltage ($I_F=0.35A$)




— White ; — Warm white

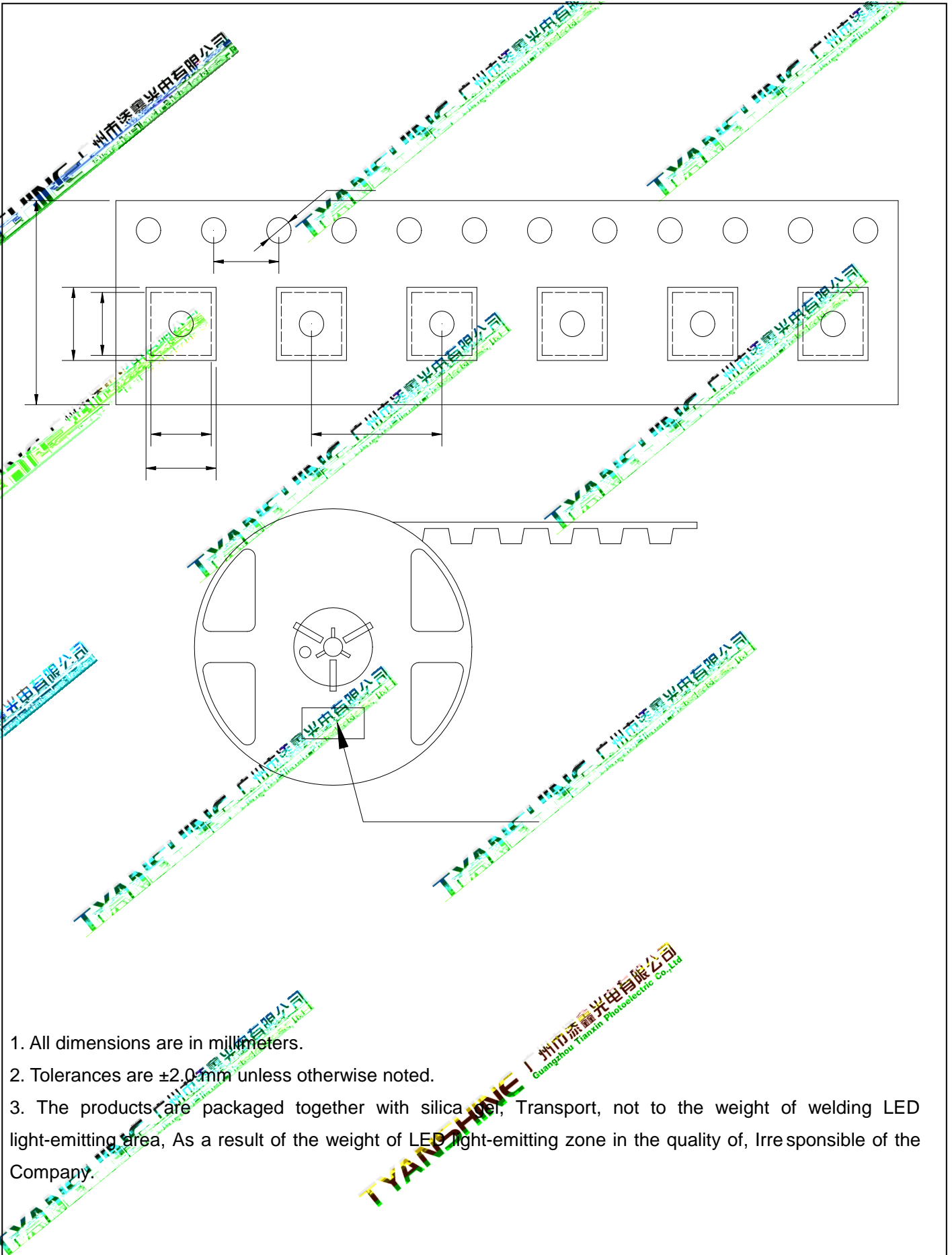


Temperature: ~ 30 (41 ~ 86)

Humidity: 60% RH Max.

Use the conditions shown to the under figure.





1. All dimensions are in millimeters.
2. Tolerances are ± 2.0 mm unless otherwise noted.
3. The products are packaged together with silica gel, Transport, not to the weight of welding LED light-emitting area, As a result of the weight of LED light-emitting zone in the quality of, Irresponsible of the Company.

Part No.	TX-3535WS5FC120-OGFENW-01H90	Spec No.	WKF-BE0893	Page	9 of 9
----------	------------------------------	----------	------------	------	--------