

TX-3535W5FC120-OGVCND34-C03H90

PRODUCT SPECIFICATION

Features:

- ◆ E-candle high power LED chip size of 1200 μm.
- ◆ High luminous efficiency.
- ◆ Anti-UV.
- ◆ Excellent thermal stability, all certified and tested.

Chip Material:

- ◆ GaN

Emitting Color:

- ◆ White

Applications:

- ◆ Architectural lighting
- ◆ Automotive lighting
- ◆ General lighting

Package Dimen

Absolute Maximum Ratings (Tc=25°C)

Parameter	Symbol	Ratings	Unit
Forward Current	IF	1200	A
Reverse Voltage	VR	Not designed for reverse bias	V
Power Dissipation	PD	5	W
Junction Temperature	Tj	150	°C
Electrostatic Discharge Threshold (ESD)	ESD	ESD sensitive device	V
Storage Temperature	Tg	-40 ~ +70	°C
Operating Temperature	T	-30 ~ +100	

Notes:

1. Specific anode-cathode charge is prohibited.
2. The data here is specific for reference only and should be used in accordance with the actual design.
3. Precautions for ESD: STATIC SHIELD Electrostatic discharge protection is required for all devices, especially for the anode-cathode junction of the LED. All devices are sensitive to electrostatic discharge.

Electrical Optical Characteristics (Tc=25°C)

Parameter	Symbol	Condition	Min.	Typ.	Max.	Units
L i F l		If=700 A	140	160		l
C e l a e d C l T e e a e	CCT		2871	3000	3130	K
S e c a l L i e H a l f - W i d h	Δ		139	144	149	
F a d V l a g e	V _f		2.7	3.0	3.4	V
V i e i g A g l e a 50% I V	$2_{1/2}$			120		Deg
R e e e e	I _R					A
T h e a l R e f a c e J c i C a e	R _{J-C}				6.4	K/W
T e e a e C e f f i c i e n t V l a g e	V Δ F/T				5	V/°C
C l R e d e i g l d e	α		90	92.5		

White light Color coordinate filing (IF=0.7A)

Grade	TC	P1		P2		P3		P4		
		X1	Y1	X2	Y2	X3	Y3	X4	Y4	
7B3	3030K	0.4322	0.4096	0.4364	0.4188	0.4430	0.4212	0.4385	0.4119	
7B4		0.4281	0.4006	0.4322	0.4096	0.4385	0.4119	0.4342	0.4082	
7A3		3130K	0.4242	0.3919	0.4281	0.4006	0.4342	0.4028	0.4300	0.3939
7A4	0.4203		0.3833	0.424	0.3919	0.4300	0.3939	0.4259	0.3853	
7C2	2950K	0.4385	0.4119	0.4430	0.4212	0.4496	0.4236	0.4449	0.4141	
7C1		0.4342	0.4028	0.4385	0.4119	0.4449	0.4141	0.4403	0.4049	
7D2		3030K	0.4300	0.3939	0.4342	0.4028	0.4403	0.4049	0.4359	0.3960
7D1			0.4259	0.3853	0.4300	0.3960	0.4359	0.3960	0.4316	0.3873
7C3	2871K	0.4449	0.4141	0.4496	0.4236	0.4562	0.4260	0.4513	0.4164	
7C4		0.4403	0.4049	0.4449	0.4141	0.4513	0.4164	0.4465	0.4071	
7D3		2950K	0.4359	0.3960	0.4403	0.4049	0.4465	0.4071	0.4418	0.3981
7D4	0.4316		0.3873	0.4359	0.3960	0.4418	0.3981	0.4373	0.3893	

Notes:

1. L i i e i i e a e d i h a l i g h e a d f i l e c b i a i h a a i a e h e C I E e e e e c e .
2. 1/2 i h e f f a i a g l e a h i c h h e l i i e i i h a l f h e a i a l l i e i .
3. L i f l e a e e l e a c e : 15% .
4. F a d l a g e e a e e l e a c e : 0.15V .

TYANSHINE

Typical Electrical/

(25°C Ambient Temperature)

Curves

V_l (V)

1200

(A)

Head 75

150

100

0


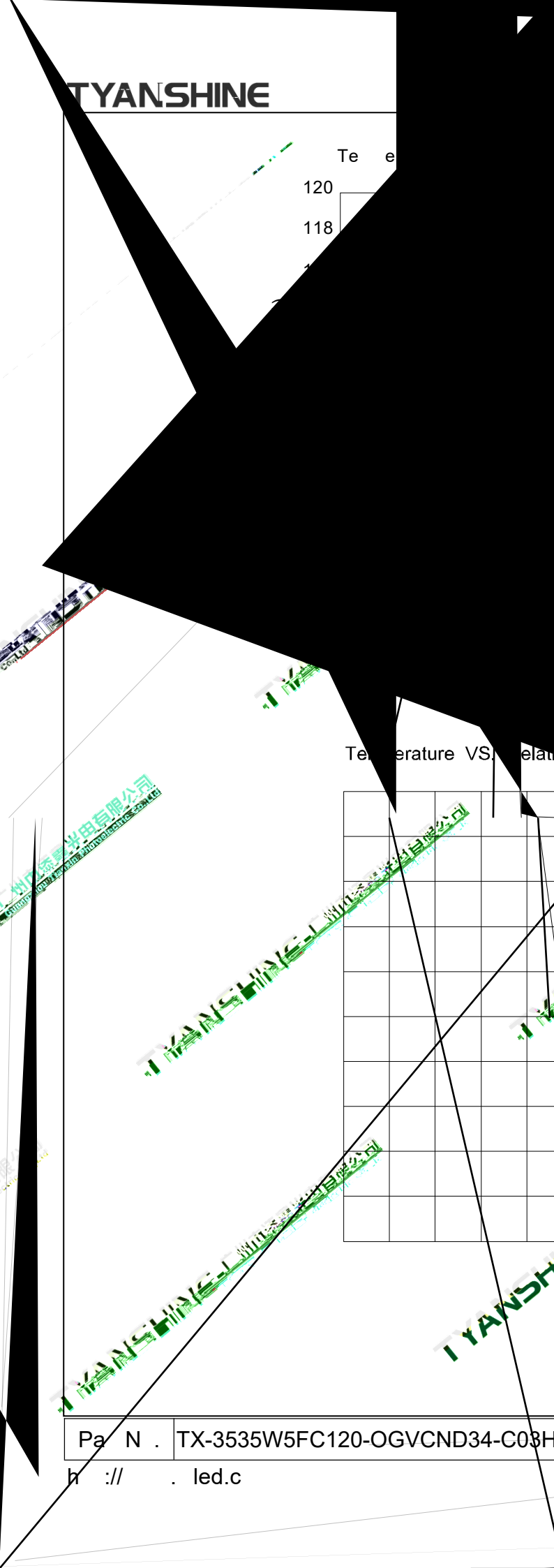
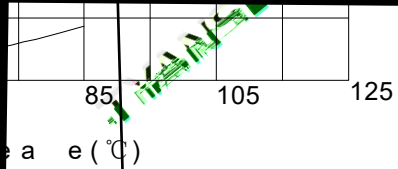
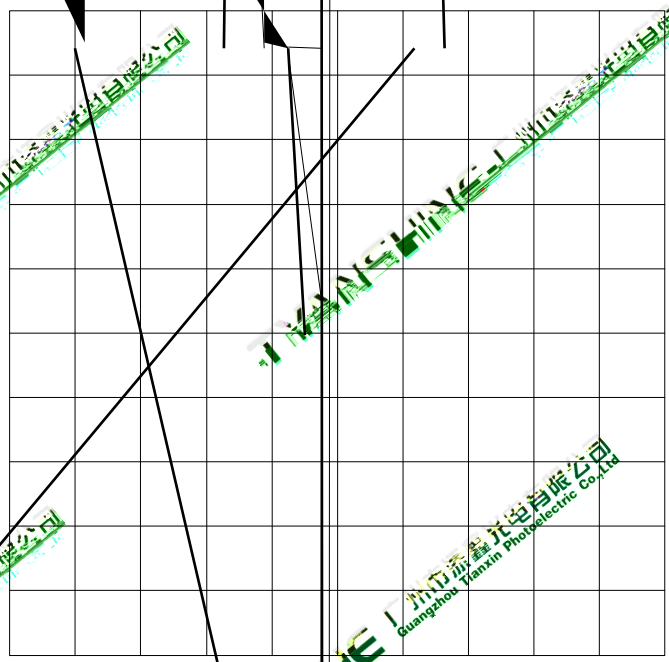
300

0

0

Temperature VS. Relative Humidity

Temperature VS. Relative Humidity



Usage Precautions


Storage Environment Condition

Temperature: 5°C ~ 30°C (41°F ~ 86°F)

Humidity: 60% RH Max.

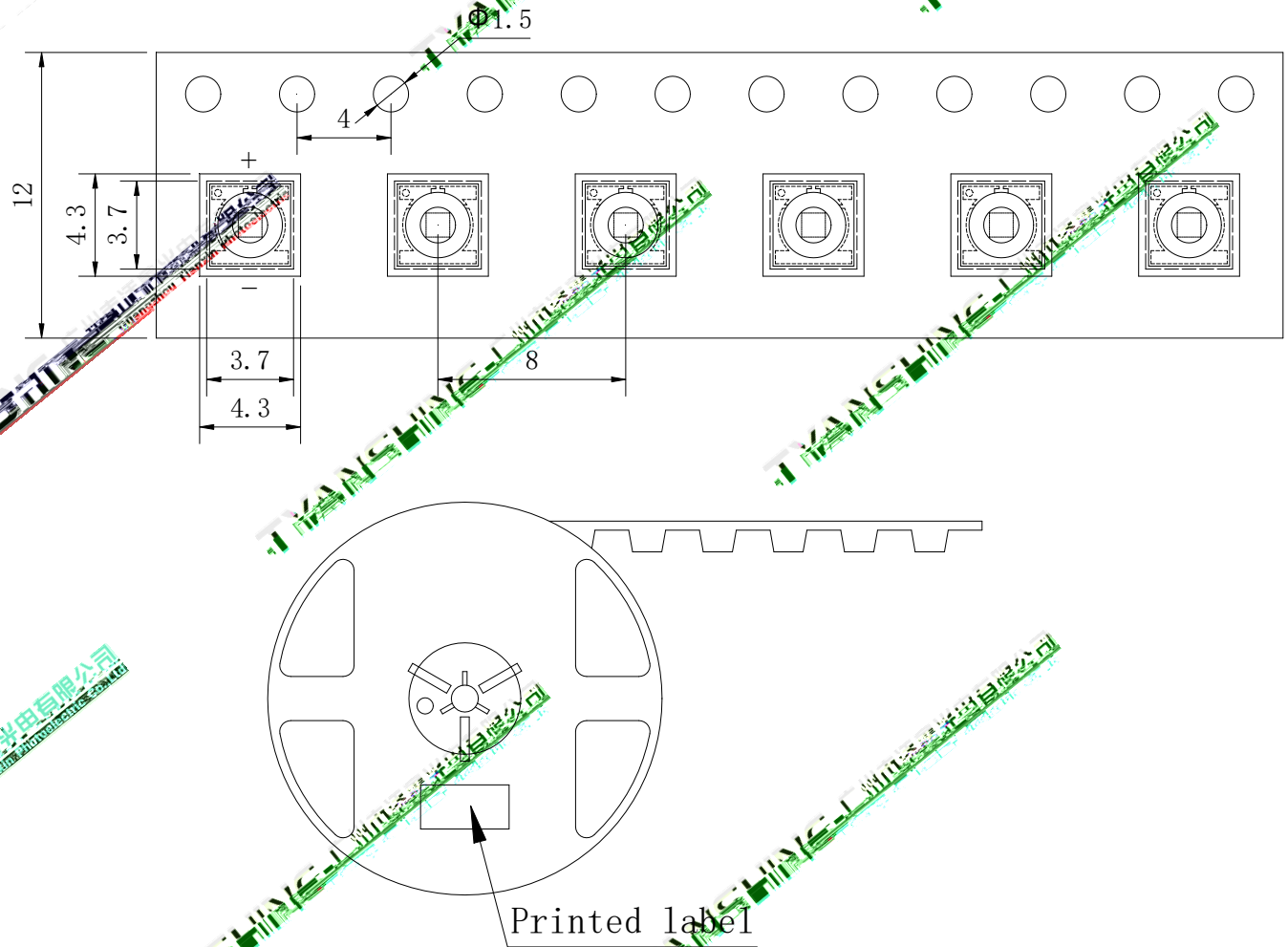
Soldering Condition

Use the correct soldering method as shown in the figure.



Dimensions For Cannulation And Packaging

Quantity:1000 PCS



Notes:

1. All dimensions are in millimeters.
2. The tolerance is ±0.2mm unless otherwise specified.
3. The device is packaged in a carrier tape, the height of the LED light-emitting area, and the height of the LED light-emitting area are all adjustable for the carrier.