

TX-2728W70FC120-N3C30G-A01

PRODUCT SPECIFICATION

Features:

- Excellent transiting heat from LED chip operating under 1.0A.
- High luminous output.
- No UV.
- Encapsulated materials are environmentally certified and meet environmental requirements.

Chip Material:

ThinGaN

Emitting Color:


White W

Applications:

- Auxiliary lighting
- Architectural lighting

Part No.	TX-2728W70FC120-N3C30G-A01	Spec No.	WKF-GC0071	Page	1 of 8
----------	----------------------------	----------	------------	------	--------

Package Diagram



TYANSHINE
广州市天信光电有限公司
Guangzhou Tianxin Photoelectric Co., Ltd.

Part No.

TX-2728W70FO

<http://www.tianxinphoto.com>

Absolute Maximum Ratings (Tc=25)

Parameter	Symbol	Ratings	Unit
Forward Current	IF	3.2	A
Reverse Voltage	V_R	Not designed for reverse operation	V
Power Dissipation	P_D	70	W
Junction Temperature	T_j	150	
Electrostatic Discharge Threshold (ESD)	ESD	2000	V
Storage Temperature	T_{stg}	-20~+70	
Operation Temperature	T_{op}	-30~+85	

Notes:

1.Specifications are subject to change without notice.

2.The data on this specification is for reference only and the actual data is in accordance with the acknowledgment.

3.Precautions for ESD:

STATIC SHIELD Electricity and surge damages the LED. It is recommended to use a wrist band or anti-electrostatic glove when handling the LED. All devices, equipment and machinery must be properly grounded.

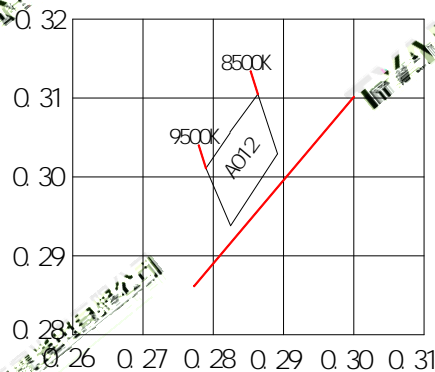
Electrical Optical Characteristics (Tc=25)

Parameter	Symbol	Condition	Min.	Typ.	Max.	Units
Luminous Flux	v	If=1.0A	2100	—	2700	lm
		If=3.2A	4500	—	5500	
Correlated Colour Temperature	CCT	If=1.0A	8500	—	9500	K
		If=3.2A	9000	—	12000	
Forward Voltage	V _f	If=1.0A	18	21	24	V
		If=3.2A	21	24	27	
Viewing Angle at 50° IV	2 1/2	—	—	120	—	Deg
Reverse Current	I _R	—	—	—	—	μA
Thermal Resistance Junction to Case	R _{J-C}	If=3.2A	—	0.85	—	K/W
Temperature Coefficient of Voltage	V F/T	If=1.0A	—	-9.3	—	mV/
Thermistor(NTC)	Rt25	—	—	10	—	K

Notes:

- Luminous intensity is measured with a light sensor and filter combination that approximates the CIE eye-response curve.
- 1/2 is the off-axis angle at which the luminous intensity is half the axial luminous intensity.
- Luminous flux measurement tolerance:±15%.
- Forward voltage measurement tolerance:±0.15V.

White light Color coordinate filing (If=1.0A,Tc=25)

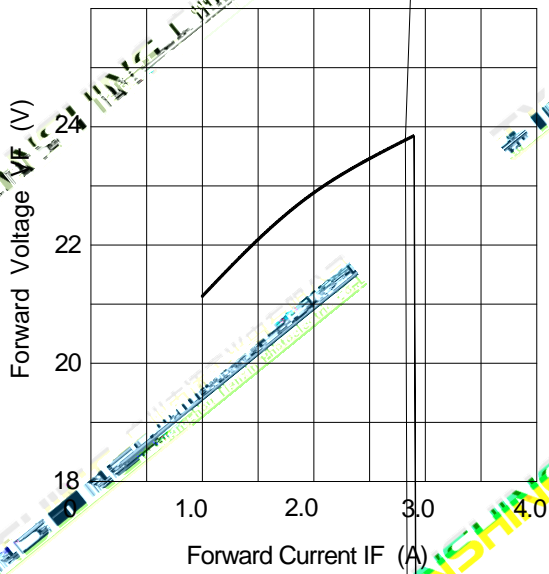


Region	CCT Range	X1	Y1	X2	Y2	X3	Y3	X4	Y4
A012	8500-9500K	0.2891	0.3029	0.2863	0.3105	0.2790	0.3011	0.2825	0.2938

Typical Electrical/Optical Characteristics Curves

(25 Ambient Temperature Unless Otherwise Noted)

Forward Current VS. Relative Forward Voltage



Part No.

TX-2728W70FC120-N3C30G-A01

Spec No.

WKF-GC0071

Page

5 of 8

