

Recommended lead

Recommended lead

1. All dimensions are in millimeters.
2. Tolerance is 0.1 mm.

°C

Forward Current	IF	700	A
Reverse Voltage	VR	5	V
Power Dissipation	PD	2640	W
Junction Temperature	Tj	150	°C
Electrostatic Discharge Threshold (ESD)	ESD	2000	V
Storage Temperature	Tg	-40 +70	°C
Operating Temperature	T	-30 +85	

1. Specific anti-static discharge protection.

2. The data sheet specifications are effective only when used according to the instructions.

3. Precautions for ESD:

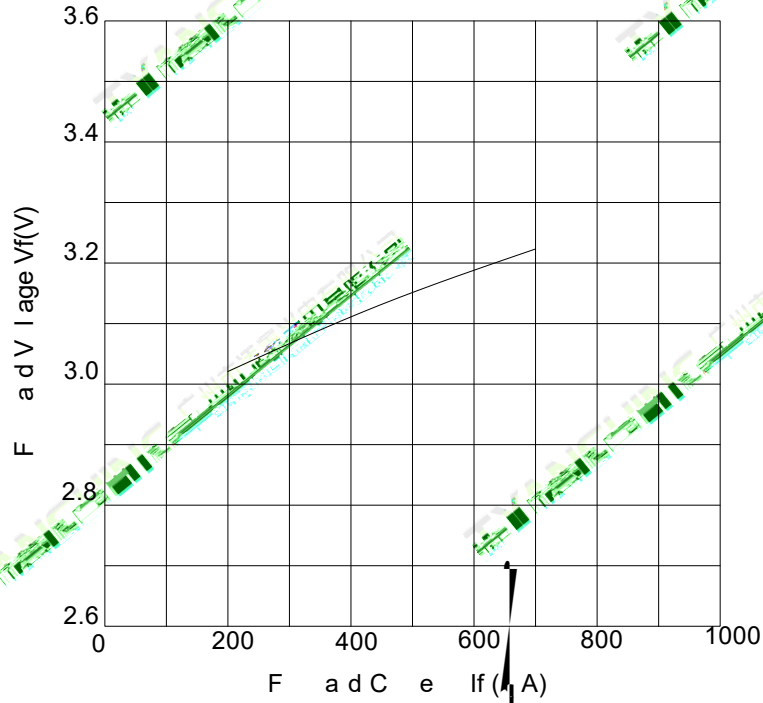
STATIC SHIELD Electrostatic discharge protection for LED. It is recommended to use anti-static bags for electrostatic protection of the LED. All devices, especially the LED, should be stored in a dry environment.

Peak Emission Wavelength		If=350mA	55	70		
Diode Wavelength	λ_d		497	502	507	
Spectral Line Half-Width	Δ		500	505	510	
Forward Voltage	V_f		17	22.5	27	
Viewing Angle at 50%IV	$2\theta_{1/2}$		2.8	3.1	3.3	V
Reverse Current	I_R			2	A	
Thermal Resistance Junction Case	R_{j-c}		8		K/W	
Temperature Coefficient of Voltage	$V \Delta F/T$	If=350mA		-2	V/°C	

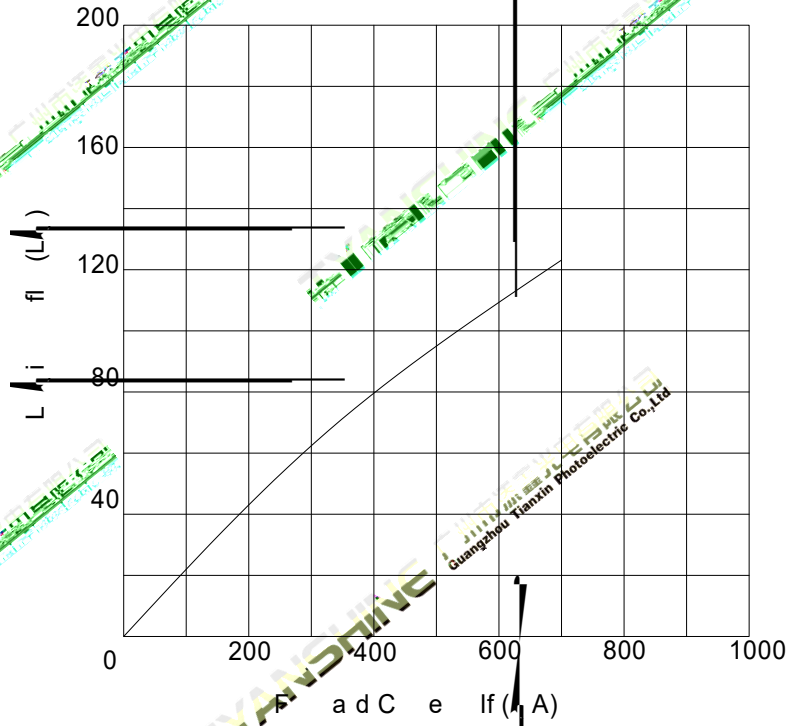
1. Luminous efficacy is measured in a light emitting diode color bin which has a color coordinate in the CIE color space.
2. $\theta_{1/2}$ is the viewing angle which has half the total light output.
3. Luminous flux is measured at a distance of 15%.
4. Forward voltage is measured at a current of 0.15V.

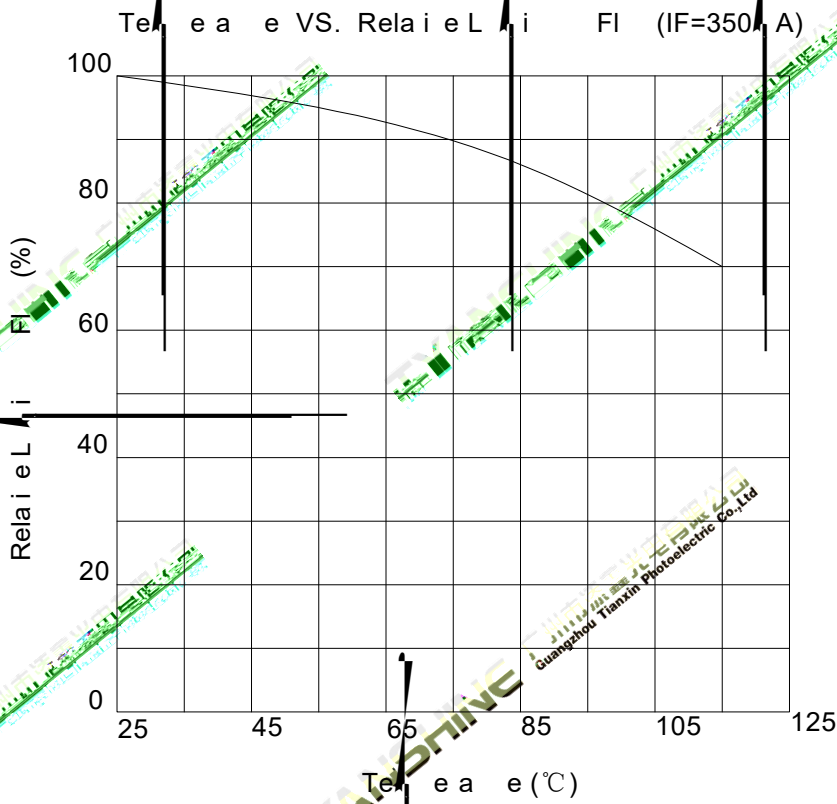
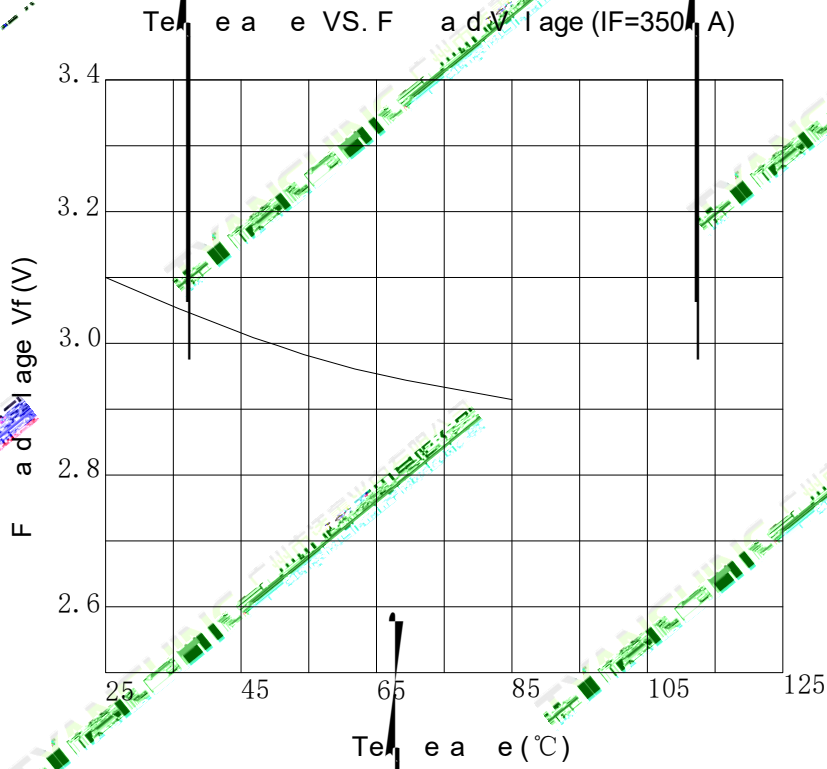
(25°C Ambient Temperature Under One Second)

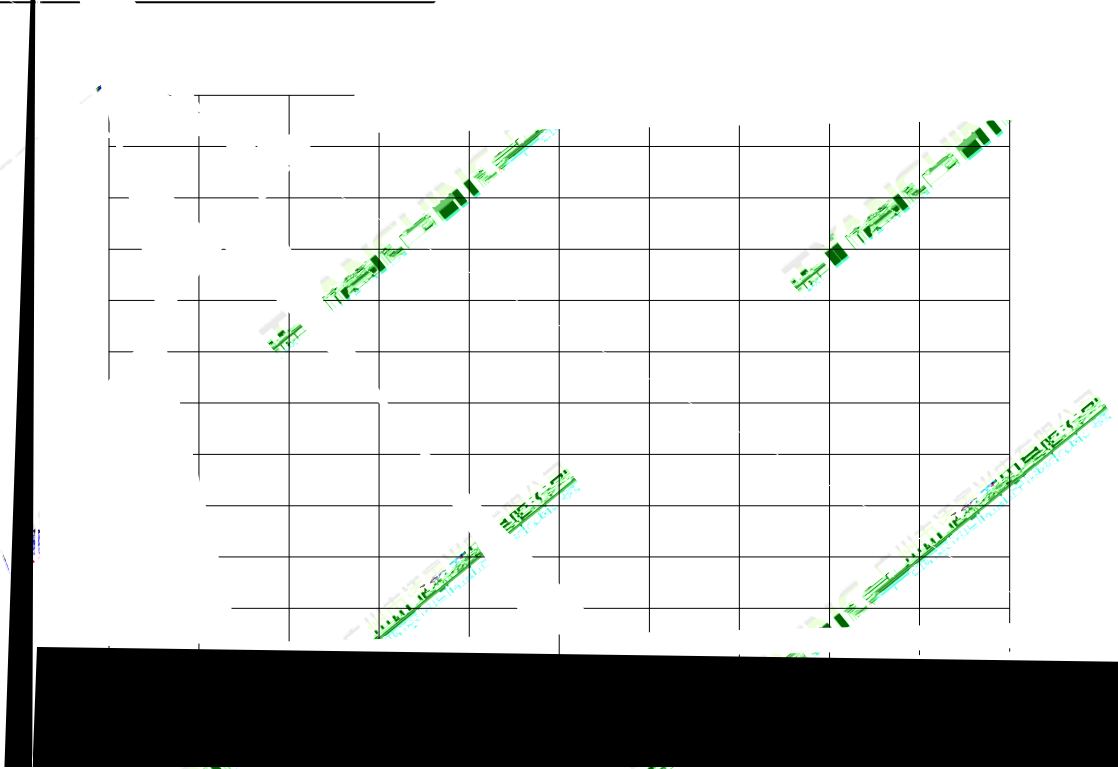
Forward Voltage VS. Forward Current



Forward Current VS. Light Intensity







Temperature: 5°C ~ 30°C (41°F ~ 86°F)

Humidity: 60% RH Max.

Use the circuit in the following figure.

